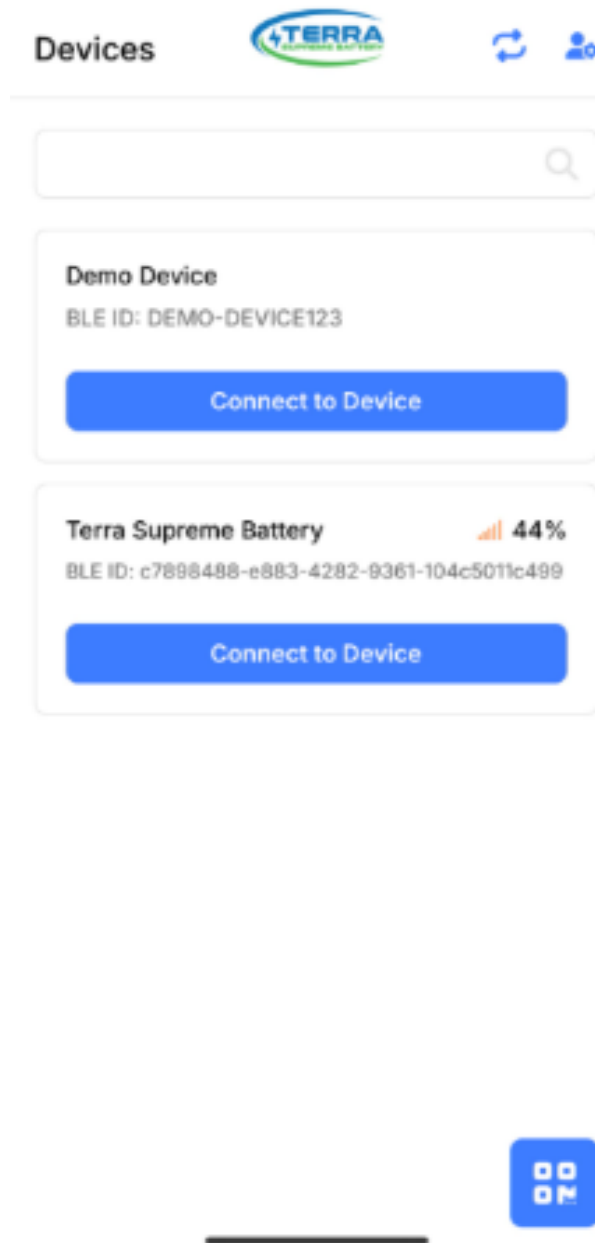


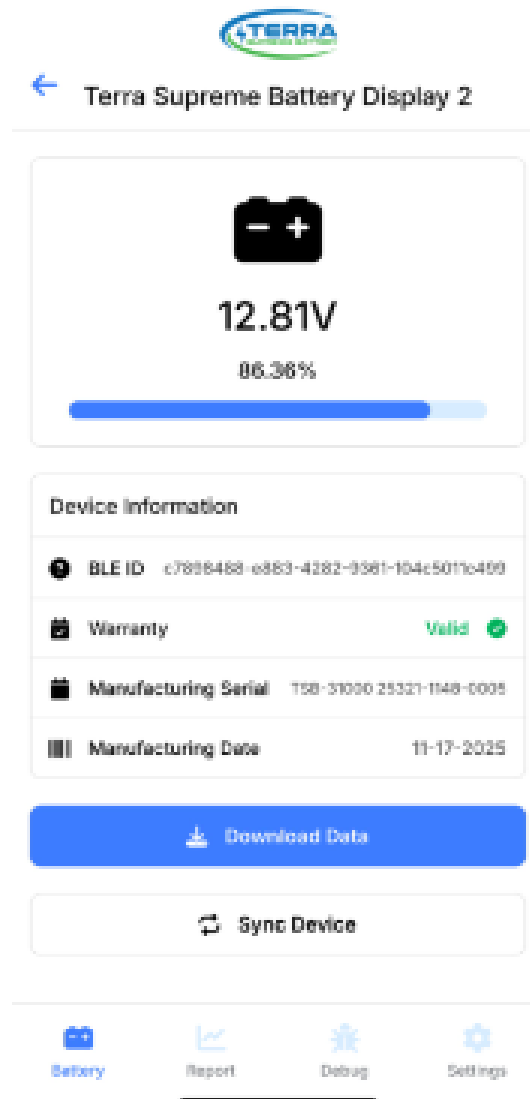
eBM Functional Screens

- Branded solely as TSB using a royalty free licence for logos, color schemes etc
- Free App to be downloaded from the normal sources (apple app store and google)
- App to be available for mainstream devices (Apple, Google Chrome etc)
- Device Screen



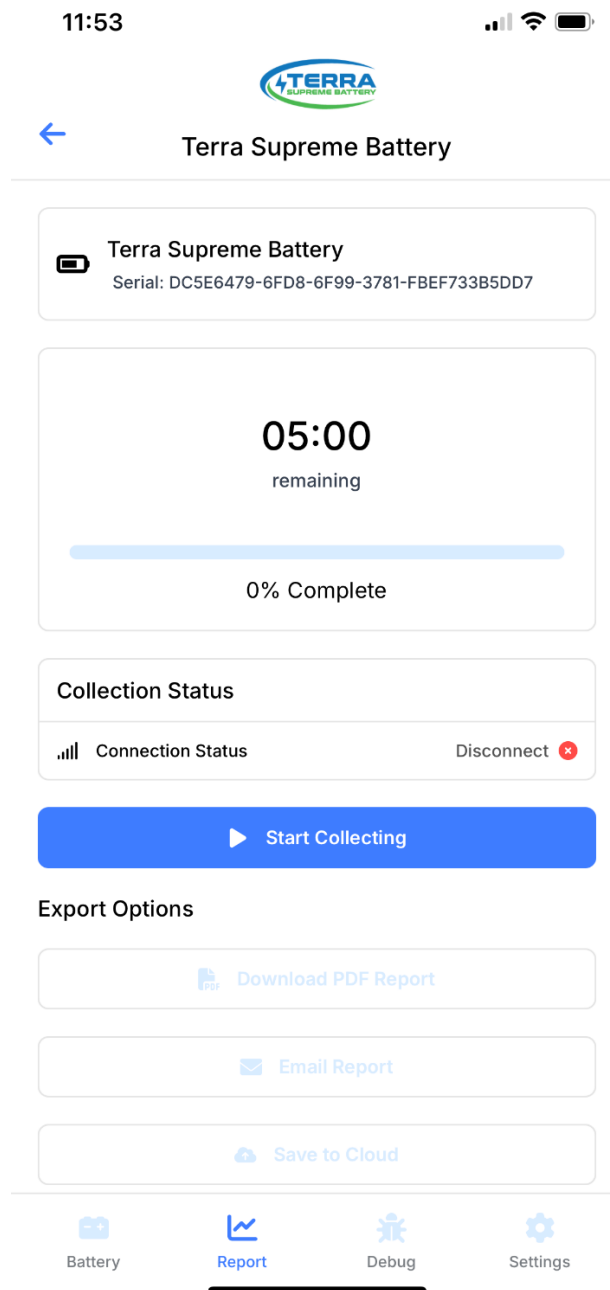
- List of TSB batteries within communication range
 - Initially identified by BLE ID

- Battery Status Screen



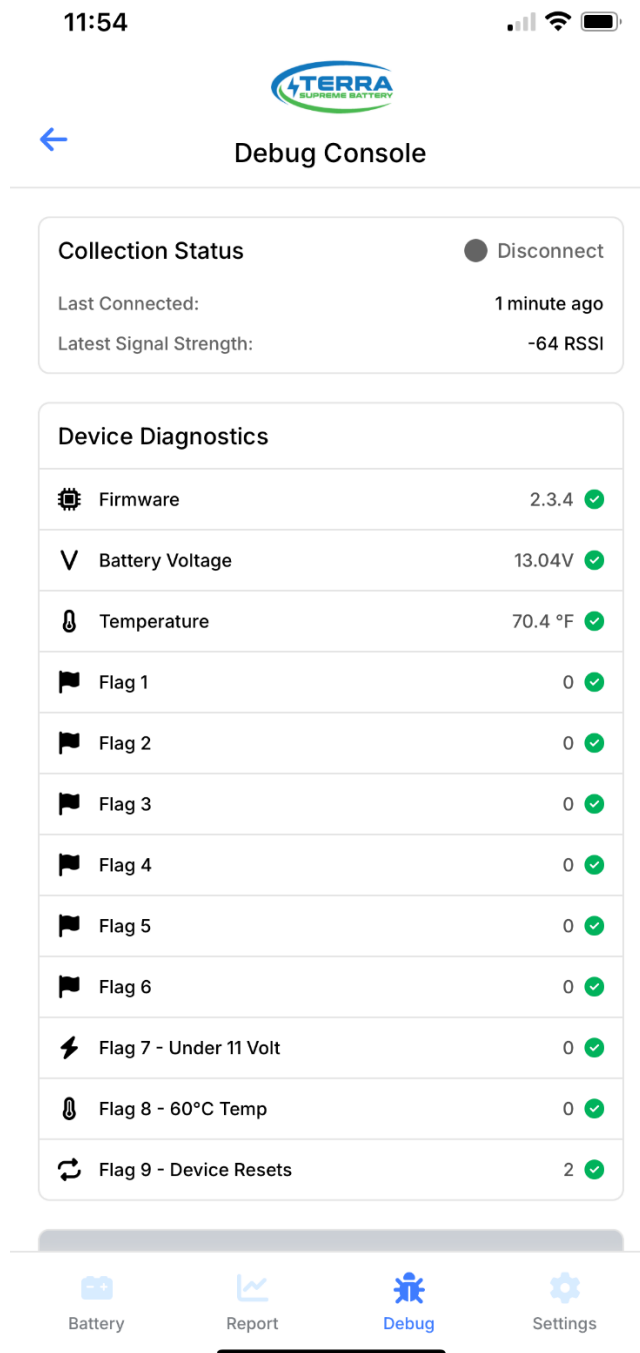
- User defined data thru Settings menu (lower right button)
 - unique name (Alphanumeric)
 - QR code camera scan of BLE ID and TSB serial number
- Manufacturing Date is auto-populated after scanning TSB serial number
- Battery Voltage
- State of Charge %
- Warranty Indicator

- Data Collection Screen



- Collects Performance Data while connected
 - Voltage
 - State of Charge
 - Temperature

- Debug Console Screen (password protected TSB or authorized use only)



- Device Diagnostics:
 - Firmware Version
 - Battery Voltage
 - Battery Temperature
 - Warranty Parameter (Flag) Status 1-9

- Battery Information

The image displays two side-by-side screenshots of the Terra Battery Settings application interface. Both screens feature the Terra logo at the top and a back arrow on the left.

Left Screenshot: Battery Settings

- Device Information**
 - Device Name: Terra Supreme Battery Display 2
 - Manufacturing Serial Number: TSB-31000 25321-1148-0005 (with a QR code icon)
- Installation Details**
 - Type of Install: Display
 - Use Case: (empty field)
 - Location: Front Lobby

Right Screenshot: Battery Settings

- Display**
 - Use Case: (empty field)
 - Location: Front Lobby
- Battery Information**
 - Battery Make/Model: TSB Group 31
 - Replace Battery: Previous battery make/model
 - Install Date (MM-DD-YYYY): 11-25-2025
- Save Settings** (blue button)

Bottom Navigation Bar: Both screens share a common bottom navigation bar with four icons: Battery, Report, Debug, and Settings. The 'Settings' icon is highlighted in blue on both screens.

- Unique Battery Identifier (Name)
- Manufacturing Serial Number (manual input or QR code camera scan from battery label)
- Type of installation (i.e. Truck, Boat etc.)
- Use Case (Starting, Auxiliary etc.)
- Installation Location (engine room, battery box etc.)
- Battery Make/Model
- Install Date